

V O L V O



Volvo Wheel Loaders 50.0-56.3 t / 110,231-124,120 lb 532 hp

L350H

Volvo Construction Equipment



Evolution of excellence

With a proud history dating back to the L320 in 1985, Volvo has been developing and refining our wheel loader technology for decades. The new L350H continues this evolution, building on the success of its predecessor with a host of upgrades. The result is a heavy-duty wheel loader which delivers a lower total cost of ownership and more profitable performance.



See the upgraded heavy-duty L350H in action.

1985

L320

1997

L330C

2000

L330D



10% faster, more productivity

Get ready for faster cycle times with a more responsive hydraulics system, featuring new lift and tilt cylinders, and an increased hydraulic working pressure.

Up to 15% more fuel efficient

The well-matched driveline features new Volvo axles, while the all-new Volvo transmission enables third-generation OptiShift – which boosts fuel efficiency by up to 15%* – to be equipped as standard. Tractive force is also increased by up to 22% depending on machine speed and engaged gear.

*depending on application, machine specification, bucket and operator behaviour

Even tougher

The tougher and stronger L350H features a more robust upper center hinge bearing and updated frames to accommodate the new axles and transmission.

Doubled service intervals

Both the engine service interval and axle oil change interval have been doubled, to 1,000-hours and 4,000-hours respectively. This reduces the corresponding service time, as well as cutting oil and filter requirements by half.

2002

L330E

2007

L350F

2014

L350F
Upgrade

2018

L350H

2022

L350H
Upgrade

Built for demanding jobs

Whatever application you are working in, the heavy-duty L350H is ready for action. The proven Z-bar lifting arm with double sealing on each of the pins, and strong frame structure, is joined by a reinforced upper center hinge and new Volvo axles. For quality you can count on, a lifetime warranty covers the front and rear frames, the articulation joint and the loader arm assembly. Combined with a wide range of purpose-built Volvo Attachments, the result is a machine built to take on the toughest of jobs.

Rock loader

The L350H is prepared for tire chains and is the perfect match with a 65t truck due to the long boom configuration. With a long floor and optimized radius, the Volvo Rock Bucket makes for easy filling, and a Side Dump variant is available for tunneling applications.



Rehandler

With an impressive 10.7m³ (13.9yd³) capacity, the Volvo Rehandling Bucket is easy to fill and minimizes spillage. Choose the Boom Suspension System, which automatically engages depending on the prevailing gear and speed, to enhance productivity and absorb shocks.



Block handler

For high lifting force and maximum stability in block handling applications, choose from the standard or heavy-duty kit variants and a range of robust Volvo Attachments, including block forks, breaker tine and clearing rakes. The optional Volvo Engine Brake provides a smoother operation when travelling downhill with heavy marble blocks.



Slag handler

Dealing with extremely high temperatures takes a special kind of engineering. From unique guarding to heat-resistant components, the slag handling package enables our Volvo Wheel Loaders to meet the unique challenges of this application.





LOG LOADER

With high lifting force and tilt out force, the L350H log loader is designed to withstand the long shifts and demanding environments common in the forestry industry.

Your profitability partner

Enhance the profitability of your operation in the upgraded L350H, featuring an all-new Volvo transmission. Established features and complementary services, such as the Load Assist suite of apps accessed from the in-cab 10" Volvo Co-Pilot display, further improve efficiency.

Optimize fuel use

Optimize fuel use with rimpull control, which adapts the tractive force to prevent wheel spin and facilitate bucket filling. Volvo Attachments are perfectly matched to your machine to deliver optimum productivity and efficiency.



Take control of your productivity

Make overloading, underloading, reweighing and waiting times a thing of the past with the On-Board Weighing app, providing real-time insight into the load of the bucket or grapple. With support from Volvo Site Simulation, your Volvo dealer can recommend the best fleet configuration and site set-up.



Coach your performance

The Operator Coaching app helps operators understand how their actions influence machine productivity, fuel efficiency and wear. Features include interactive guidance, on-screen prompts and visualization of performance. With a range of available training initiatives, we are ready to support with operator development, helping them to unlock the full capability of their Volvo machine.



Faster cycle times

Benefit from faster cycle times and more productivity thanks to the new hydraulic system with increased hydraulic pressure and new lift/tilt cylinders, combined with new driveline.





UP TO 15% MORE FUEL EFFICIENT

Thanks to the new driveline, third generation OptiShift is now enabled on the L350H. The technology integrates the Reverse By Braking function and lock up function in transmission. Fuel efficiency is also enhanced by an optimized gear shifting ratio and the new converter, which delivers higher outputs resulting in up to 22% more tractive force depending on gear and speed.

For your comfort and safety

Step inside the best cab on the market, providing an unrivalled operator experience. The levels of comfort, convenience and safety in the L350H will help operators achieve optimum results – shift after shift.

Superb visibility

Outstanding visibility helps operators to work in comfort and confidence, aided by the optional electrically adjusted heated rearview mirrors. When installed, the rearview camera and radar detect system are fully integrated into the Volvo Co-Pilot and provide a visual and audible alert to the operator if any unseen objects are approaching.



Take control

Configure the machine according to the job and operator's preferred responsiveness, with a choice of three hydraulic modes. Customizable lockup further helps to adapt the machine to the task at hand, along with rimpull control which modifies tractive force to prevent wheel spin.



Bucket leveling function

The bucket leveling function automatically returns the bucket to level, from both dump and curl positions, helping to reduce operator fatigue.





OPERATOR IN FOCUS

Every element of operator comfort and convenience is considered in the L350H, with a remote controlled door opening, air-conditioning and secondary steering system all as standard. Choose from a range of seats, including the fully adjustable premium seat, available with a 3-point seatbelt. Count on a steering wheel to always be fitted, taking priority over the Comfort Drive Control lever steering.

More uptime, less service costs

Keep working for longer with reduced maintenance requirements and easy service access. Proactive tire monitoring and telematics connectivity keeps downtime to a minimum, getting you back to work without delay.

Extended service intervals

Maintenance is kept to a minimum with a 1,000-hour engine service interval and 4,000-hour axle oil change interval – made possible by the external axle oil cooler with filtration. The subsequent 50% reduction in related service time ensures your machine stays on site, working and earning, for longer – while also reducing oil and filters requirements.



Built to last

Minimize machine downtime and increase component life with features including heavy-duty axles with fully floating shafts, planetary hub reduction and maintenance-free rear axle trunnion bearings. Breather filters further help to increase component life and the reinforced upper bearing of the center hinge boasts a heavy-duty design to accommodate the new transmission and axles.



Tire Pressure Monitoring System

Extend tire life and save fuel with the support of the Tire Pressure Monitoring System, part of the Load Assist suite of apps accessed from the Volvo Co-Pilot display. The system enables the pressure and temperature of tires to be monitored from the comfort of the cab.



Get connected, boost uptime

Maximize machine uptime and reduce repair costs with CareTrack telematic system. Choose to keep track of your machine yourself or let us take care of it with ActiveCare Direct, providing 24/7 monitoring and weekly reports. ActiveCare Direct is part of a portfolio of Uptime Services, including maintenance and repair agreements, extended warranties, and more.





DESIGNED FOR EASY SERVICING

Keep uptime to a maximum with improved serviceability. Daily routine checks are made easy as a result of the engine side hood panels and easily accessed cooling package, while all other essential maintenance points can be safely accessed using the surrounding walkway.

Better, faster, stronger

Operator in focus

- Remote-controlled door opening
- Choice of seats available with a 3-point seatbelt
- Secondary steering system
- Comfort Drive Control lever steering
- Choice of three hydraulic modes
- Bucket leveling function
- Electrically adjusted heated rearview mirrors (Option)
- Rearview camera, radar detect system (Option)

Load Assist

Suite of apps accessed from the 10" Volvo Co-Pilot display

- On-Board Weighing
- Operator Coaching
- Tire Pressure Monitoring System

More uptime

- 1,000-hour engine service intervals
- 4,000-hour (or 18 months) axle oil change intervals, made possible by the external axle oil cooler with filtration
- Engine side hood panels, easily accessed cooling package
- Breather filters
- Maintenance-free rear axle trunnion bearings
- Automatic lubrication system (Option)

Volvo Services: boost your profits

- ActiveCare Direct
- Operator Training Program
- Volvo Site Simulation
- Maintenance and Repair agreements
- Genuine Volvo Parts



Faster and more fuel efficient

- Up to 10% more productive with new lift/tilt cylinders and increased hydraulic working pressure
- Up to 15% greater fuel efficiency thanks to 3rd generation OptiShift
- Increased tractive force up to 22%, depending on machine gear and engaged speed
- Optimized gear shifting ratio
- Rimpull control
- Compatible with HVO alternative fuel

Built for demanding jobs

- Reinforced upper center hinge bearing
- Updated frames to accommodate new Volvo transmission and axles
- Lifetime warranty on the front and rear frames, articulation joint and loader arm assembly
- Heavy-duty axles with fully floating shafts planetary hub reduction
- Proven Z-bar lifting arm with double sealing on each of the pins
- Range of Volvo Attachments

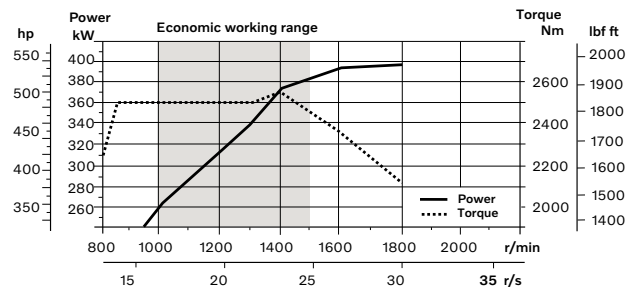


Volvo L350H in detail

Engine

V-ACT, 16 liter, 6-cylinder straight VGT (Variable Geometry Turbocharged) diesel engine with 4 valves per cylinder, overhead camshaft and electronically controlled unit injectors. The engine has wet replaceable cylinder liners and replaceable valve guides and valve seats. Cooled EGR (Exhaust Gas Recirculation) and exhaust after treatment with EATS-Muffler (Exhaust After Treatment System) including DOC (Diesel Oxidation Catalyst), DPF (Diesel Particulate Filter) and SCR (Selective Catalytic Reduction) with an electronically controlled UDS (Urea Dosing System). Stage IV/T4f after treatment system features passive DPF regeneration with an AHI (After treatment Hydro carbon Injection) device.

Engine	Volvo	D16J
Max. power at	r/min (r/s)	1 800 (30)
SAE J1995 gross	kW (hp)	397 (532)
ISO 9249, SAE J1349 net	kW (hp)	395 (530)
Max. torque at	r/min (r/s)	1,400 (23.3)
SAE J1995 gross	Nm (ft lbf)	2,550 (1,881)
ISO 9249, SAE J1349 net	Nm (ft lbf)	2,532 (1,868)
Economic working range	r/min (r/s)	1 000 - 1 500 (16.7 - 25)
Displacement	l (in ³)	16.1 (982)



Electrical System

Central warning system:

Contronic electrical system with central warning light and buzzer for following functions: - Serious engine malfunction - Low steering system pressure - Overspeed warning engine - Interruption in communication (computer error)

Central warning light and buzzer with gear engaged for the following functions: - Low engine oil pressure - High engine oil temperature - High charge-air temperature - Low coolant level - High coolant temperature - High crankcase pressure - Low transmission oil pressure - High transmission oil temperature - Low brake pressure - Engaged parking brake - Brake charging failure - Low hydraulic oil level - High hydraulic oil temperature - Overspeeding in engaged gear - High brake cooling oil temperature front and rear axles.

Voltage	V	24
Batteries	V	2 x 12
Battery capacity	Ah	2 x 170
Cold cranking capacity, approx	A	1,000
Alternator rating	W/A	2 280/80
Starter motor output	kW	7

Drivetrain

Torque converter: 3-element, 1-stage, 2-phase torque converter with Lock-Up function, and free-wheel stator.

Transmission: Planetary Power Shift transmission with full modulated electronically controlled shifting of 4 gears forward and reverse. Volvo Automatic Power Shift (APS) gear shifting system with fully automatic shifting 1-4 and mode selector with 4 different gear shifting programs, including AUTO mode. Also equipped with Rimpull control to avoid wheel spin and optimize bucket filling.

Axles: Fully floating axle shafts with double planetary-type heavy duty hub reductions. Fixed front axle and oscillating rear axle.

Optional: Limited-slip differentials in front and rear axle.

Transmission	Volvo	HTL 500
Torque multiplication, stall ratio		2.45

Maximum speed, forward/reverse

1st gear	km/h (mi/h)	6.9 (4.29)
2nd gear	km/h (mi/h)	12.2 (7.58)
3rd gear	km/h (mi/h)	21.9 (13.6)
4th gear	km/h (mi/h)	37.7 (23.4)

Measured with tires		35/65 R33 L4
---------------------	--	--------------

Front axle/rear axle		Volvo AHW 91/AHW 91
----------------------	--	---------------------

Rear axle oscillation	± °	12
-----------------------	-----	----

Ground clearance	mm (in)	550 (21.7)
------------------	---------	------------

at oscillation	°	12
----------------	---	----

Steering System

Steering system: Load-sensing hydrostatic articulated steering with an accumulator system and a non-pressurized tank.

System supply: The steering system has priority feed from a load-sensing axial piston pump with variable displacement.

CDC: Speed dependent electro-hydraulic power steering system with closed center hydrostatic back-up and end-stroke damping.

Steering cylinders		2
Cylinder bore	mm (in)	110 (4.33)
Rod diameter	mm (in)	70 (2.76)
Stroke	mm (in)	595 (23.4)
Working pressure	MPa (bar)	27 (270)
Maximum flow	l/min (gal/min)	370 (97.7)
Maximum articulation	± °	37

Service Refill

Service accessibility: Large, easy-to-open service doors with gas struts. Swing-out radiator grill. Fluid filters and component breather filters promote long service intervals. A quick-fit adapter on the hydraulic tank provides faster hydraulic oil fill. Possibility to monitor, log, and analyze data to facilitate troubleshooting.

Fuel tank	l (gal)	540 (143)
DEF/AdBlue® tank	l (gal)	53 (14)
Engine coolant	l (gal)	73 (19.3)
Hydraulic oil tank	l (gal)	365 (96.4)
Transmission oil	l (gal)	134 (35.4)
Engine oil	l (gal)	55 (14.5)
Axle oil front	l (gal)	140 (37)
Axle oil rear	l (gal)	146 (38.6)

Hydraulic system

System supply: Two load-sensing axial piston pumps with variable displacement. The steering function always has priority from one of the pumps.
Valves: Double-acting 2-spool valve. The main valve is controlled by an electric pilot.
Lift function: The valve has three positions; raise, hold and lower. Inductive/magnetic automatic boom kickout can be switched on and off and is adjustable to any position between maximum reach and full lifting height.
Tilt function: The valve has three functions; rollback, hold, and dump. Inductive/magnetic automatic bucket positioner can be switched on and off.
Cylinders: Doubleacting cylinders for all functions.
Filter: Full-flow filtration through 10 micron (absolute) filter cartridge.
Hydraulic oil cooler: Air cooled oil cooler mounted on radiator.

Working pressure maximum, pump 1 for working hydraulic system	MPa (bar)	27 (270)
Flow	l/min (gal/min)	343 (90.6)
at	MPa (bar)	10 (100)
engine speed	r/min (r/s)	1,800 (30)
Working pressure maximum, pump 2 for steering-, brake-, pilot- and working hydraulic system	MPa (bar)	29 (290)
Flow	l/min (gal/min)	400 (106)
at	MPa (bar)	10 (100)
engine speed	r/min (r/s)	1,800 (30)
Working pressure maximum, pump 3 for brake- and cooling fan system	MPa (bar)	26 (260)
Flow	l/min (gal/min)	84 (22.2)
at	MPa (bar)	10 (100)
engine speed	r/min (r/s)	1,800 (30)
Cycle times		
Lift	s	7.1
Tilt	s	1.9
Lower, empty	s	4.3
Total cycle time	s	13.3
Raise and tilt cycle times with load according to ISO 14397 and SAE J818		

Lift Arm System

Z-bar linkage system with high breakout forces. The lift arms are single plate construction with a high-strength steel cast cross tube. The single bell crank and bucket link are nodular iron castings.

Lift cylinders		2
Cylinder bore	mm (in)	190 (7.48)
Piston rod diameter	mm (in)	110 (4.33)
Stroke	mm (in)	1,264 (49.8)
Tilt cylinder		1
Cylinder bore	mm (in)	250 (9.84)
Piston rod diameter	mm (in)	120 (4.72)
Stroke	mm (in)	728 (28.7)

Brake system

Service brake: Service brakes are dual circuit all-hydraulic multidisc brakes with nitrogen-charged accumulators and automatic slack adjusters. Outboard-mounted oil-cooled, wet disc brakes at each wheel. Transmission disengagement during braking can be preselected in Contronic.
Parking brake: 3 calliper (dry) spring applied, electro hydraulically released via a switch on dash board. Applies automatically when the key is turned off.
Secondary brake: Dual circuit axle-by-axle system. Actuated by service brake pedal. Low pressure alarm. Dead engine braking capability provided by three nitrogen charged accumulators.
Standard: The brake system complies with the requirements of ISO 3450:1996.

Number of brake discs per wheel front/rear		10/10
Accumulators	l (gal)	9 x 1.0 (9 x 0.26)
Accumulators for parking brake	l (gal)	1 x 1.0 (1 x 0.26)

Cab

Instrumentation: All important information is centrally located in the operator's field of vision. Display for Contronic monitoring system.
Heater and defroster: Heater coil with filtered fresh air, fan with auto function and 11 manually selectable steps, defroster vents for all window areas.
Operator's seat: Operator's seat with adjustable suspension and retractable seatbelt. The seat is mounted on a bracket on the rear wall and floor. The forces from the retractable seatbelt are absorbed by the seat rails.
Standard: The cab is tested and approved according to ROPS (ISO 3471, SAE J1040), FOPS (ISO 3449). The cab meets with requirements according to ISO 6055 ("Operator overhead protection - Industrial trucks") and SAE J386 ("Operator Restraint System").
 Refrigerant of the type R134a is used when this machine is equipped with air conditioning. Contains fluorinated greenhouse gas R134a, Global Warming Potential 1.430 t CO₂-eq

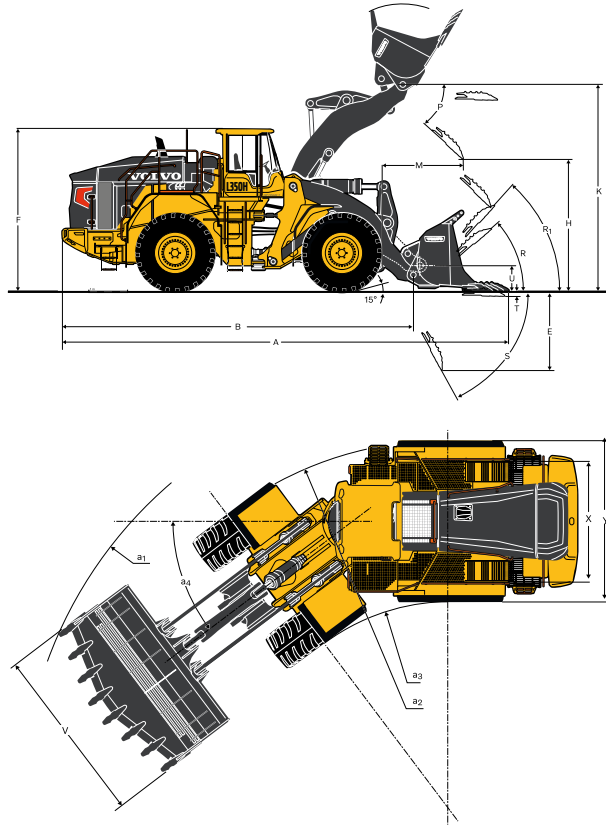
Emergency exit: Use emergency hammer to break window

Ventilation	m ³ /min (yd ³ /min)	9 (11.8)
Heating capacity	kW	16
Air conditioning	kW	8

Sound Level

Sound level in cab according to ISO 6396/SAE J2105 at fan speed pos 3		
L _{pA}	dB	72
External sound level according to ISO 6395/SAE J2104		
L _{WA}	dB	111

Specifications

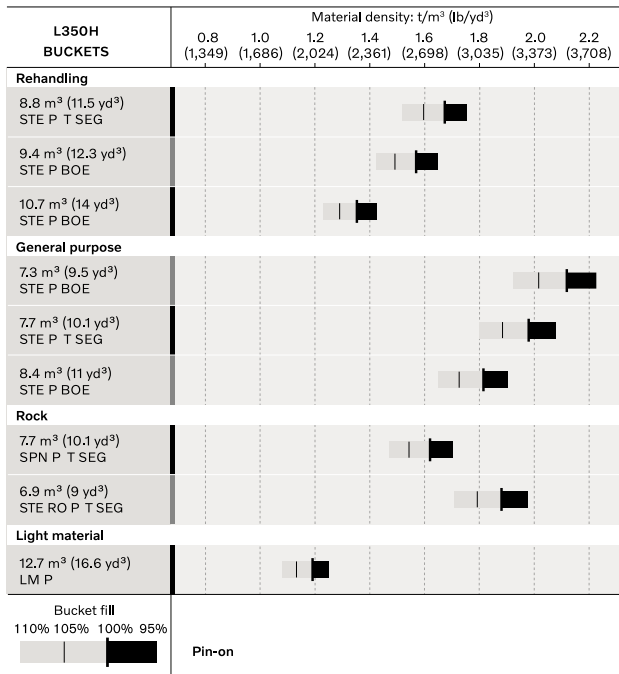


Tires: 875/65 R33 Goodyear RL-5K*** L5

			Standard boom		Long boom	
B	mm	ft in	9,130	30' 0"	9,560	31' 4"
C	mm	ft in	4,300	14' 1"	4,300	14' 1"
D	mm	ft in	550	1' 10"	550	1' 10"
F	mm	ft in	4,180	13' 9"	4,180	13' 9"
F ₁	mm	ft in	4,000	13' 1"	4,000	13' 1"
F ₂	mm	ft in	3,460	11' 4"	3,460	11' 4"
G	mm	ft in	2,135	7' 0"	2,134	7' 0"
J	mm	ft in	4,920	16' 2"	5,390	17' 8"
K	mm	ft in	5,340	17' 6"	5,810	19' 1"
O		°		60		58
P _{max}		°		46		45
R		°		44		45
R ₁ *		°		48		50
S		°		66		72
T	mm	ft in	130	0' 5"	130	0' 5"
U	mm	ft in	620	2' 0"	750	2' 6"
X	mm	ft in	3,200	10' 6"	3,200	10' 6"
Y	mm	ft in	4,100	13' 5"	4,100	13' 5"
Z	mm	ft in	4,470	14' 8"	4,890	16' 1"
a ₂	mm	ft in	8,480	27' 10"	8,480	27' 10"
a ₃	mm	ft in	4,380	14' 4"	4,380	14' 4"
a ₄		±°		37		37

*Carry position SAE

Where applicable, specifications and dimensions are according to ISO 7131, SAE J732, ISO 7546, SAE J742, ISO 14397, SAE J818.



How to read bucket fill factor

Bucket Selection Chart

The volume handled varies with the bucket fill and is often greater than indicated by the bucket's ISO/SAE volume. The table shows optimum bucket choice with regard to the material density.

Material	Bucket fill, %	Material density	
		t/m ³	lb/yd ³
Earth	110-115	1.4-1.6	2,360 - 2,697
Clay	110-120	1.4-1.6	2,360 - 2,697
Sand	100-110	1.6-1.9	2,360 - 2,697
Gravel	100-110	1.7-1.9	2,697 - 3,203
Rock	75-100	1.5-1.9	2,528 - 3,203







The size of rock buckets is optimized for optimal penetration and filling capability rather than the density of the material.

Supplemental Operating Data

	Width over tires		Ground clearance		Operating weight		Static tipping load, full turn			
							Standard boom		Long boom	
	mm	in	mm	in	kg	lb	kg	lb	kg	lb
35/65 R33 Michelin XMine D2** L5	+20	+0.8	-20	-0.8	-220	-485	-220	-485	-200	-440
35/65 R33 Bridgestone VSDL IDU** L5	-20	-0.8	-10	-0.4	-240	-530	-220	-485	-200	-440
35/65 R33 Bridgestone VSNT** L4	0	0	-20	-0.8	-800	-1,765	-520	-1,145	-470	-1,035
36/65 R33 Michelin XTXL*** L4	0	0	-40	-1.6	-1 350	-2,975	-880	-1,940	-790	-1,740

Specifications

L350H

Standard boom			Rehandling ¹						General purpose ²					
Tires 875/65 R33 RL5K L5 Pin-on buckets														
			8.8 m ³ (11.5 yd ³) STE P BOE		9.4 m ³ (12.3 yd ³) STE P BOE		10.7 m ³ (14 yd ³) STE P BOE		7.3 m ³ (9.5 yd ³) STE P BOE		7.7 m ³ (10.1 yd ³) STE P T SEG		8.4 m ³ (11 yd ³) STE P BOE	
Volume heaped ISO/SAE	m ³	yd ³	8.8	11.5	9.4	12.3	10.7	14.0	7.3	9.5	7.7	10.1	8.4	11.0
Volume at 110% fill factor	m ³	yd ³	9.7	12.7	10.3	13.5	11.8	15.4	8.0	10.5	8.5	11.1	9.2	12.1
Static tipping load, straight machine	kg	lb	43,120	95,060	42,810	94,380	42,180	92,990	39,640	87,390	38,970	85,910	39,090	86,180
Static tipping load at 35°. Turn	kg	lb	38,280	84,390	37,990	83,750	37,370	82,390	35,350	77,930	34,690	76,480	34,820	76,760
Static tipping load at full turn	kg	lb	37,720	83,160	37,440	82,540	36,830	81,200	34,860	76,850	34,200	75,400	34,340	75,710
Breakout force	kN	lbf	404	90,913	390	87,653	363	81,628	464	104,289	448	100,782	429	96,511
A Overall length	mm	ft in	11,100	36' 5"	11,180	36' 8"	11,330	37' 2"	10,840	35' 7"	11,270	37' 0"	10,980	36' 0"
E Digging depth, max dump (S)	mm	ft in	1,710	5' 7"	1,770	5' 10"	1,910	6' 3"	1,470	4' 10"	1,840	6' 0"	1,590	5' 3"
H ⁴ Dump clearance	mm	ft in	3,690	12' 1"	3,640	11' 11"	3,530	11' 7"	3,880	12' 9"	3,590	11' 9"	3,780	12' 5"
L Overall operating height	mm	ft in	7,300	23' 11"	7,380	24' 3"	7,540	24' 9"	7,120	23' 4"	7,180	23' 7"	7,290	23' 11"
M ⁴ Dump reach	mm	ft in	1,830	6' 0"	1,880	6' 2"	1,980	6' 6"	1,650	5' 5"	1,930	6' 4"	1,750	5' 9"
N ⁴ Reach at 45° discharge, Pos. G	mm	ft in	2,700	8' 10"	2,740	9' 0"	2,810	9' 3"	2,580	8' 6"	2,770	9' 1"	2,650	8' 8"
V Bucket width	mm	ft in	3,970	13' 0"	3,970	13' 0"	3,970	13' 0"	3,970	13' 0"	3,970	13' 0"	3,970	13' 0"
a ₁ Outer clearance circle (diameter)	mm	ft in	18,350	60' 2"	18,390	60' 4"	18,480	60' 8"	18,210	59' 9"	18,450	60' 6"	18,290	60' 0"
Operating weight without load	kg	lb	53,220	117,330	53,370	117,660	53,690	118,370	51,060	112,570	51,500	113,540	51,350	113,210

¹ Calculated with 875/65 R33 Bridgestone VSNT** L4 tires and Rehandling counterweight.




² Calculated with 875/65 R33 Goodyear RL-5K*** L5 tires.

³ Calculated with 875/65 R33 Bridgestone VSNT** L4 tires.

⁴ Measured to the tip of the bucket teeth or bolt-on edge. Dump height to bucket edge.

Note: This only applies to genuine Volvo attachments. Measured at 45° dump angle. (Spade nose buckets at 42°.)

L350H

Standard boom			Rock ²				Light material ³	
Tires 875/65 R33 RL5K L5 Pin-on buckets								
			6.9 m ³ (9 yd ³) STE P T SEG		7.7 m ³ (10.1 yd ³) SPN P T SEG		12.7 m ³ (16.6 yd ³) LM P	
Volume heaped ISO/SAE	m ³	yd ³	6.9	9.0	7.7	10.1	12.7	16.6
Volume at 110% fill factor	m ³	yd ³	7.6	9.9	8.5	11.1	14.0	18.3
Static tipping load, straight machine	kg	lb	39,210	86,440	37,840	83,420	37,500	82,670
Static tipping load at 35°. Turn	kg	lb	34,930	77,010	33,580	74,030	33,290	73,390
Static tipping load at full turn	kg	lb	34,440	75,930	33,100	72,970	32,820	72,360
Breakout force	kN	lbf	465	104,424	353	79,403	388	87,113
A Overall length	mm	ft in	11,200	36' 9"	11,740	38' 6"	11,170	36' 8"
E Digging depth, max dump (S)	mm	ft in	1,790	5' 10"	2,260	7' 5"	1,780	5' 10"
H ⁴ Dump clearance	mm	ft in	3,630	11' 11"	3,270	10' 9"	3,630	11' 11"
L Overall operating height	mm	ft in	7,310	24' 0"	7,410	24' 4"	7,670	25' 2"
M ⁴ Dump reach	mm	ft in	1,880	6' 2"	2,280	7' 6"	1,890	6' 2"
N ⁴ Reach at 45° discharge, Pos. G	mm	ft in	2,740	9' 0"	3,010	9' 11"	2,700	8' 10"
V Bucket width	mm	ft in	3,970	13' 0"	4,110	13' 6"	4,500	14' 9"
a ₁ Outer clearance circle (diameter)	mm	ft in	18,400	60' 4"	18,830	61' 9"	18,860	61' 11"
Operating weight without load	kg	lb	51,420	113,360	52,190	115,060	51,420	113,360

¹ Calculated with 875/65 R33 Bridgestone VSNT** L4 tires and Rehandling counterweight.







² Calculated with 875/65 R33 Goodyear RL-5K*** L5 tires.

³ Calculated with 875/65 R33 Bridgestone VSNT** L4 tires.

⁴ Measured to the tip of the bucket teeth or bolt-on edge. Dump height to bucket edge.

Note: This only applies to genuine Volvo attachments. Measured at 45° dump angle. (Spade nose buckets at 42°.)

L350H

Standard boom			Rehandling ¹						General purpose ²					
Tires 875/65 R33 RL5K L5 Pin-on buckets														
			8.8 m ³ (11.5 yd ³) STE P BOE		9.4 m ³ (12.3 yd ³) STE P BOE		10.7 m ³ (14 yd ³) STE P BOE		7.3 m ³ (9.5 yd ³) STE P BOE		7.7 m ³ (10.1 yd ³) STE P T SEG		8.4 m ³ (11 yd ³) STE P BOE	
Volume heaped ISO/SAE	m ³	yd ³	8.8	11.5	9.4	12.3	10.7	14.0	7.3	9.5	7.7	10.1	8.4	11.0
Volume at 110% fill factor	m ³	yd ³	9.7	12.7	10.3	13.5	11.8	15.4	8.0	10.5	8.5	11.1	9.2	12.1
Static tipping load, straight machine	kg	lb	35,500	78,260	35,230	77,670	34,670	76,430	37,290	82,210	36,650	80,800	36,790	81,110
Static tipping load at 35°. Turn	kg	lb	31,410	69,250	31,150	68,670	30,610	67,480	33,130	73,040	32,490	71,630	32,640	71,960
Static tipping load at full turn	kg	lb	30,940	68,210	30,690	67,660	30,150	66,470	32,660	72,000	32,020	70,590	32,170	70,920
Breakout force	kN	lbf	367	82,572	354	79,627	330	74,209	421	94,600	407	91,587	390	87,586
A Overall length	mm	ft in	11,520	37' 10"	11,600	38' 1"	11,750	38' 7"	11,250	36' 11"	11,680	38' 4"	11,400	37' 5"
E Digging depth, max dump (S)	mm	ft in	1,780	5' 10"	1,840	6' 0"	1,980	6' 6"	1,530	5' 0"	1,910	6' 3"	1,650	5' 5"
H ³ Dump clearance	mm	ft in	4,160	13' 8"	4,110	13' 6"	4,000	13' 1"	4,350	14' 3"	4,060	13' 4"	4,250	13' 11"
L Overall operating height	mm	ft in	7,770	25' 6"	7,850	25' 9"	8,010	26' 3"	7,590	24' 11"	7,650	25' 1"	7,760	25' 6"
M ³ Dump reach	mm	ft in	1,830	6' 0"	1,880	6' 2"	1,990	6' 6"	1,660	5' 5"	1,940	6' 4"	1,760	5' 9"
N ³ Reach at 45° discharge, Pos. G	mm	ft in	3,060	10' 0"	3,090	10' 2"	3,160	10' 4"	2,930	9' 7"	3,130	10' 3"	3,000	9' 10"
V Bucket width	mm	ft in	3,970	13' 0"	3,970	13' 0"	3,970	13' 0"	3,970	13' 0"	3,970	13' 0"	3,970	13' 0"
a ₁ Outer clearance circle (diameter)	mm	ft in	18,690	61' 4"	18,740	61' 6"	18,830	61' 9"	18,550	60' 10"	18,790	61' 8"	18,630	61' 1"
Operating weight without load	kg	lb	52,430	115,590	52,580	115,920	52,900	116,620	52,690	116,160	53,130	117,130	52,980	116,800




¹ Calculated with 875/65 R33 Bridgestone VSNT** L4 tires and Long Boom counterweight.

² Calculated with 875/65 R33 Goodyear RL-5K*** L5 tires and Long Boom counterweight.

³ Measured to the tip of the bucket teeth or bolt-on edge. Dump height to bucket edge.

Note: This only applies to genuine Volvo attachments. Measured at 45° dump angle. (Spade nose buckets at 42°.)

L350H

Standard boom			Rock ²				Light material ¹	
Tires 875/65 R33 RL5K L5 Pin-on buckets								
			6.9 m ³ (9 yd ³) STE P T SEG		7.7 m ³ (10.1 yd ³) SPN P T SEG		12.7 m ³ (16.6 yd ³) LM P	
Volume heaped ISO/SAE	m ³	yd ³	6.9	9.0	7.7	10.1	12.7	16.6
Volume at 110% fill factor	m ³	yd ³	7.6	9.9	8.5	11.1	14.0	18.3
Static tipping load, straight machine	kg	lb	36,870	81,280	35,580	78,440	35,290	77,800
Static tipping load at 35°. Turn	kg	lb	32,710	72,110	31,450	69,340	31,200	68,780
Static tipping load at full turn	kg	lb	32,240	71,080	30,980	68,300	30,740	67,770
Breakout force	kN	lbf	422	94,847	321	72,164	352	79,020
A Overall length	mm	ft in	11,620	38' 1"	12,150	39' 10"	11,590	38' 0"
E Digging depth, max dump (S)	mm	ft in	1,850	6' 1"	2,350	7' 9"	1,850	6' 1"
H ³ Dump clearance	mm	ft in	4,100	13' 5"	3,750	12' 4"	4,120	13' 6"
L Overall operating height	mm	ft in	7,780	25' 6"	7,880	25' 10"	8,140	26' 8"
M ³ Dump reach	mm	ft in	1,890	6' 2"	2,290	7' 6"	1,920	6' 4"
N ³ Reach at 45° discharge, Pos. G	mm	ft in	3,100	10' 2"	3,380	11' 1"	3,050	10' 0"
V Bucket width	mm	ft in	3,970	13' 0"	4,110	13' 6"	4,500	14' 9"
a ₁ Outer clearance circle (diameter)	mm	ft in	18,750	61' 6"	19,190	63' 0"	19,200	63' 0"
Operating weight without load	kg	lb	53,050	116,960	53,820	118,650	53,060	116,980

¹ Calculated with 875/65 R33 Bridgestone VSNT** L4 tires and Long Boom counterweight.

² Calculated with 875/65 R33 Goodyear RL-5K*** L5 tires and Long Boom counterweight.

³ Measured to the tip of the bucket teeth or bolt-on edge. Dump height to bucket edge.

Note: This only applies to genuine Volvo attachments. Measured at 45° dump angle. (Spade nose buckets at 42°.)

Equipment

STANDARD EQUIPMENT

Engine

Three stage air cleaner, pre-cleaner, primary and secondary filter

Indicator glass for coolant level

Preheating of induction air

Fuel pre-filter with water trap

Fuel filter

Crankcase breather oil trap

Drivetrain

Automatic Power Shift (APS) with operator controlled transmission disengagement when braking and mode selector with AUTO mode

Fully automatic gear shifting, 1-4

Pulse Width Modulation (PWM) controlled gear shifting

Torque converter with Lock-Up

Automatic Lock-Up shifting, 2-4 (gear selector in 4), 2 (gear selector in 2) and 1 (gear selector in 1)

Forward and reverse switch by hydraulic lever console

Rimpull control

Axle oil cooler

Indicator glass for transmission oil level

Electrical System

24 V, pre-wired for optional accessories

Alternator 24V/ 80A

Battery disconnect switch with removable key

Fuel gauge

Hour meter

Electric horn

Instrument cluster:

Fuel level

Transmission temperature

Coolant temperature

Instrument lighting

Lighting:

- Twin halogen front headlights with high and low beams

- Parking lights

- Double brake and tail lights

- Turn signals with flashing hazard light function

- Work lamp, front on cab, 2 Halogen lamps, std

- Work lamp, rear in grille, 4 Halogen lamps, std

STANDARD EQUIPMENT

Contronic monitoring system

Monitoring and logging of machine data

Contronic display

Fuel consumption

Ambient temperature

Clock

Brake test

Test function for warning and indicator lights

Warning and indicator lights:

Battery charging

Parking brake

Warning and display message:

- Engine coolant temperature

- Charge-air temperature

- Engine oil temperature

- Engine oil pressure

- Transmission oil temperature

- Transmission oil pressure

- Hydraulic oil temperature

- Brake pressure

- Parking brake applied

- Parking brake NOT applied

- Brake charging

- Overspeed at direction change

- Axle oil temperature

- Steering pressure

- Crankcase pressure

Level warnings:

- Low fuel level

- Engine oil level

- Engine coolant level

- Transmission oil level

- Hydraulic oil level

- Washer fluid level

Engine torque reduction in case of malfunction indication:

- High engine coolant temperature

- High engine oil temperature

- Low engine oil pressure

- High crankcase pressure

- High charge-air temperature

Engine shutdown to idle in case of malfunction indication:

- High transmission oil temperature

- Slip in transmission clutches

Keypad, background lit

Start interlock when gear is engaged

STANDARD EQUIPMENT

Hydraulic system

Main valve, double-acting 2-spool with electric pilots

Variable displacement axial piston pumps (3) for:

Steering system, working hydraulics

Secondary steering with automatic test function

Working hydraulics, brakes

Cooling fan, brakes

Electric-hydraulic servo control

Electric level lock

Boom kick-out, automatic, adjustable from cab

Return-to-dig, automatic, adjustable from cab

Bucket positioner, automatic, adjustable from cab

Double-acting hydraulic cylinders with end-damping

Indicator glass for hydraulic oil level

Hydraulic oil cooler

Brake system

Wet oil circulation-cooled disc brakes on all four wheels

Dual brake circuits

Dual brake pedals

Secondary brake system

Parking brake, electric-hydraulic

Brake wear indicators

Cab

ROPS (ISO 3471), FOPS (ISO 3449)

Acoustic inner lining

Cigarette lighter, 24 V power outlet

Lockable door

Cab heating with fresh air inlet and defroster

Fresh air inlet with two filters

Automatic climate control (ACC)

Floor mat

Interior light

Rear view mirror, interior

Dual exterior rear-view mirrors

Sliding window, right side

Tinted safety glass

Seat-mounted adjustable lever console, working hydraulics

Adjustable steering wheel

Storage compartment

Document pocket

Sun visor

Beverage holder

Windshield washer front and rear

Windshield wipers front and rear

Interval function for front and rear wipers

Service platforms with slip protected surfaces on front and rear fenders

Comfort Drive Control (CDC)

Remote door opener

STANDARD EQUIPMENT

Service and maintenance

Engine oil remote drain and fill

Transmission oil remote drain and fill

Grouped lubrication points, ground accessible

Pressure check connections: transmission and hydraulic, quick-connect, grouped on console for easy access

Quick-fit hydraulic oil fill

Tool box, lockable

Wheel nut wrench kit

External equipment

Fenders, front with rubber extensions

Viscous cab mounts

Rubber engine and transmission mounts

Lifting eyes

Easy-to-open side panels with gas struts

Frame, joint lock

Vandalism lock prepared for:

- Batteries

- Engine compartment

- Radiator

Tie-down eyes

Recovery eyes

Tow hitch

Equipment

OPTIONAL EQUIPMENT

Engine

Air pre-cleaner, oil-bath type
Air pre-cleaner, cyclone type
Cooling package: Radiator and charge air cooler, corrosion-protected
Engine block heater, 230 V
Engine block heater, 120V, USA
Engine auto shutdown
Volvo Engine Brake system - VEB
Hand throttle control
Fuel fill strainer
Fast fill fuel system
Fuel heater
Reversible cooling fan
Max. fan speed, hot climate

Drivetrain

Limited Slip, front and rear axle
Limited Slip, rear axle
Transmission oil heater
Speed limiter, 20 km/h (12.4 mph)
Speed limiter, 30 km/h (18.6 mph)

Electrical System

Travel lights:
Cab heater, power outlet 240V
Warning beacon LED
Warning beacon LED automatic
LED Economy package
LED Feature Package
LED Power Package
LED working lights, attachments
Halogen Economy package
Halogen Feature package
Halogen working lights, attachments
Warning beacon(flasher), LED
Reverse warning light, Strobe
Reverse alarm, audible, multi-frequency (white noise)
Reverse alarm, audible
Seatbelt indicator, external
Jump start connector, ISO type
Emergency stop
Electrical distribution unit 24 volt
Alternator 120 amp, heavy-duty
Anti-theft device
Max Boom height
Can Bus Interface
Delayed Engine Shutdown
Co Pilot available
Rearview camera in Co pilot
OnBoard Weighing
Tire Pressure Monitoring System
Connected Map

OPTIONAL EQUIPMENT

Hydraulic system

Boom suspension system with single-acting lift function
Arctic kit, pilot hoses, brake accumulators and hydraulic oil
Hydraulic 2 functions, Single lever control
Hydraulic 3 functions, Single lever control
3rd electro-hydraulic function
3rd electro-hydraulic function for long boom
Attachment bracket
Separate attachment locking
Biodegradable hydraulic fluid
Fire-resistant hydraulic fluid
Hot climate hydraulic fluid
Mineral oil for cold climate

Cab

Radio with Bluetooth/USB/AUX
DAB Radio
Radio installation kit incl. 11 A, 12 V outlet, left side
Radio installation kit incl. 11 A, 12 V outlet, right side
Rear-view camera incl. monitor, colour
Forward camera, colour
Rear-view mirrors, electrically adjustable and heated
Asbestos dust protection filter
Carbon filter
Automatic climate control panel, with Fahrenheit scale
Lunchbox holder
Universal key EU
Universal key US
Steering wheel knob
Sun blind, rear window
Sun blind, side windows
Timer cab heating
Window sliding, door
Operator's seat, Volvo air susp, heavy-duty, high back, heat, for CDC
Parking brake alarm, audible for air susp seats
Operator's seat, Premium Comfort
Operator's seat, Premium Comfort ISRI 3-point seat belt
Operator's seat, (air seat std) 3-point seat belt and CDC
Ashtray
Anchorage for Operator's manual
Forward view mirror

Service and maintenance

Tool kit
Automatic lubrication system
Automatic lubrication system for long boom
Refill pump for automatic lubrication system
Oil sampling valve

OPTIONAL EQUIPMENT

Protective equipment

- Guards for front headlights
- Tail light guards, heavy-duty
- Guards for tail lights, heavy-duty
- Guards for rear work lights
- Radiator grille guard
- Cab roof, heavy duty
- Windows, side and rear guards
- Windshield guard
- Belly guard, front
- Belly guard, rear
- Fire extinguisher
- Bracket for fire extinguisher

External equipment

- Long boom
- Fire suppression system

Other equipment

- Counterweight, re-handling
- Counterweight, signal painted, chevrons
- Logger version
- Block handler kit
- Block handler kit, heavy-duty
- CE-marking
- Decals, USA
- Sound decal, EU
- Cleaner kit, with air blow gun (Tier4f)
- Reflecting stickers (stripes), machine contour Cab
- Option for machines without dinitrol
- CareTrack

OPTIONAL EQUIPMENT

Tires and Rims

- 35/65 R33 (875/65 R33):
 - L4
 - L5
- Rims, 33-28.00/3,5:
 - Five piece, heavy-duty

Attachments

- Buckets (pin-on):
 - Rock, straight edge
 - Rock, spade nose
 - Rock, side-dump, spade nose
 - General purpose, straight edge
 - Rehandling bucket, straight edge
 - Light material, straight edge

Wear parts:

- Adapters for teeth, weld-on
- Teeth
- Segments, bolt-on
- Edge savers, bolt-on (reversible)
- Block handling equipment (hook-on):
 - Rock bucket, spade nose
 - Stone fork
 - Breaker tine
 - Rake

SELECTION OF VOLVO OPTIONAL EQUIPMENT**Boom Suspension System, gear or speed selected****Limited slip differentials****Long boom****Fire Suppression System****Fast fill fueling system****Radar Detect System**

Not all products are available in all markets. Under our policy of continuous improvement, we reserve the right to change specifications and design without prior notice. The illustrations do not necessarily show the standard version of the machine.

V O L V O